

Year: XX

ISSUE: 189

Volume: 239

Nepal Telecommunications Authority

Telecommunication Indicators

Ashoj, 2081

P.O. Box No. 9754
Jamal, Kathmandu, Nepal
Phone No.: +977-1-5355474
Fax No.: +977-1-5355250
E-mail: ntra@nta.gov.np, info@nta.gov.np
Website: www.nta.gov.np

Published on
Ashoj, 2081

Contents

1. Voice Telephony	3
1.1 Subscription of Voice Telephony Service	3
1.2 Service wise Market Proportion of Voice Service (Based on Subscription)	4
1.3 Operator-wise Market Proportion of Voice Service (Based on Sim Subscription)	5
1.4 Population Penetration (%) of Voice Service (Based on Subscription)	6
2. Internet Service	7
2.1 Subscription of Broadband Internet Service	7
2.2 Market Proportion of Data Service (Technology-wise)	8
2.3 Market Proportion of Mobile Broadband Service (Based on Sim Subscription) 9	
2.4 Population Penetration of Broadband Service (Based on Subscription)	10
2.6 Market proportion of Fixed Broadband service (Operator-wise)	12
2.7 Technology used in Broadband Service	13

1. Voice Telephony

1.1 Subscription of Voice Telephony Service

Operator	Service	Technology	Total Number of Subscribers
Nepal Doorsanchar Company Ltd.	Fixed	PSTN	89,481
		FTTH Voice	375,590
		VSAT	
		WLL#	
	Mobile	CDMA	
GSM/IMT		14,345,521	
Ncell Company Ltd.	GSM/IMT	14,906,683	
Constellation Pvt. Ltd.	GMPCS	1,035	
I4 Technology Pvt.Ltd.	GMPCS	3	
Total			29,718,313

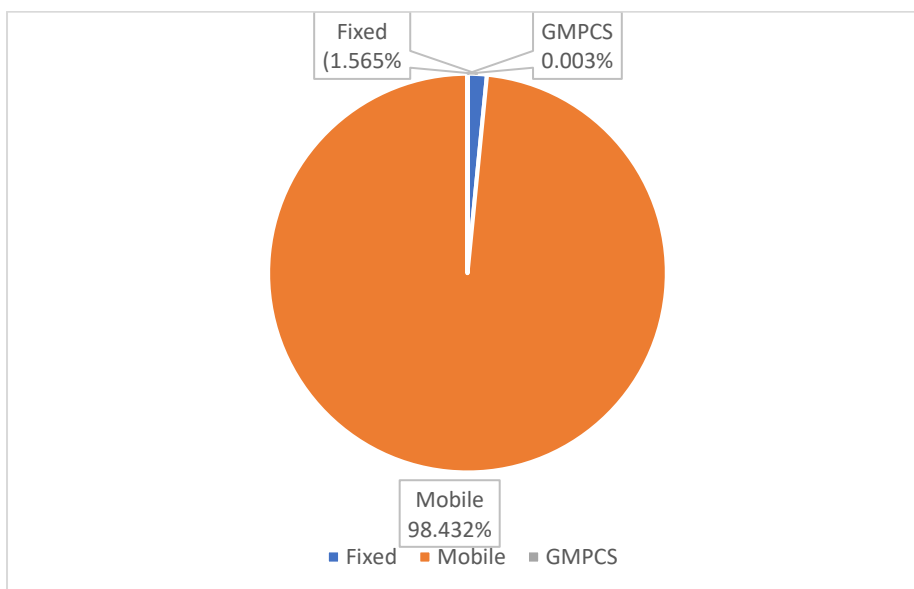
Population Projection (2011-2031): 2,91,64,578 (Source: cbs.gov.np)

CDMA/ WLL service phased out by Nepal Telecom from Shrawan, 2080.

Based on Active number of Subscriber.

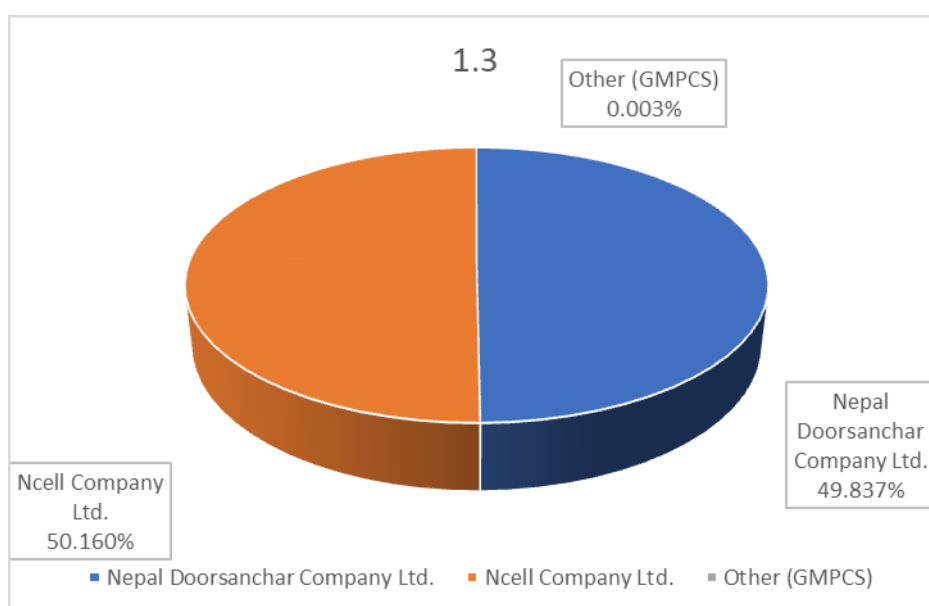
1.2 Service wise Market Proportion of Voice Service (Based on Subscription)

Voice Telephony Service	Number of Subscriber	Market Proportion (%)
Fixed	465,071	1.565
Mobile	29,252,204	98.432
GMPCS	1,038	0.003
Total	29,718,313	100.00



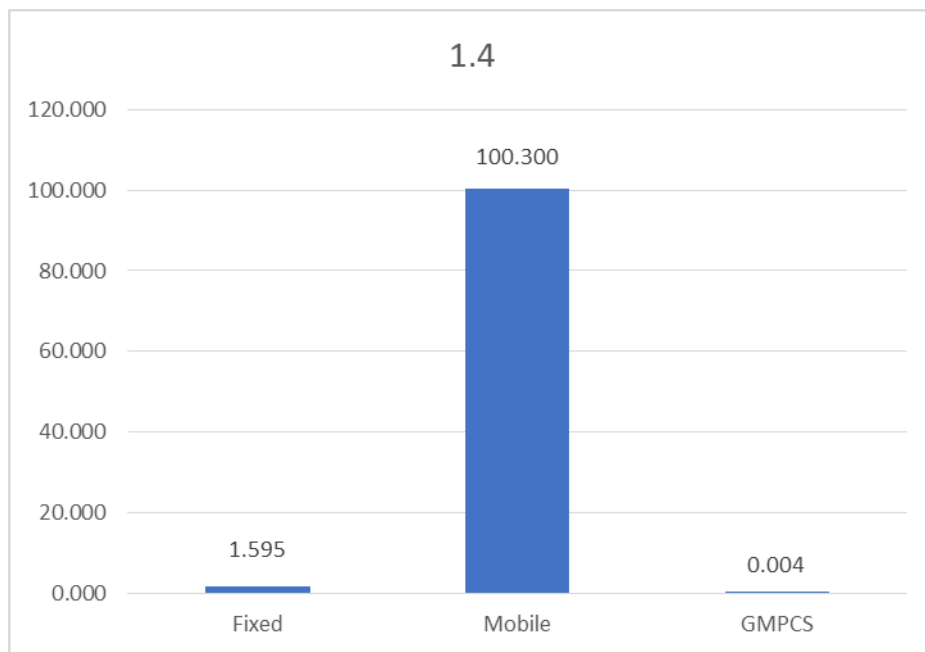
1.3 Operator-wise Market Proportion of Voice Service (Based on Sim Subscription)

Operator	Number of Subscriber	Market Proportion (%)
Nepal Doorsanchar Company Ltd.	14,810,592	49.837
Ncell Company Ltd.	14,906,683	50.160
Other (GMPCS)	1,038	0.003
Total	29,718,313	100.000



1.4 Population Penetration (%) of Voice Service (Based on Subscription)

Voice Telephony Service	Number of Subscriber	Population Penetration (%)
Fixed	465,071	1.595
Mobile	29,252,204	100.300
GMPCS	1,038	0.004
Total	29,718,313	101.899



2. Internet Service

2.1 Subscription of Broadband Internet Service

Services		No.of Subscriptions			Total
		Nepal Doorsanchar Company Ltd.	Ncell Axiata Ltd.	ISPs	
Fixed Broadband (Wired)	ADSL/ Cable	3,047	-	5	3,052
	FTTH	322,632	-	2,602,722	2,925,354
Fixed Broadband (Wireless)	Radio (WIFI)	27,640	-	4,459	32,099
Mobile Broadband	3G	236,969	183,454	-	420,423
	4G	11,522,641	11,803,404	-	23,326,045
	EVDO				-
Total		12,112,929	11,986,858	2,607,186	26,706,973

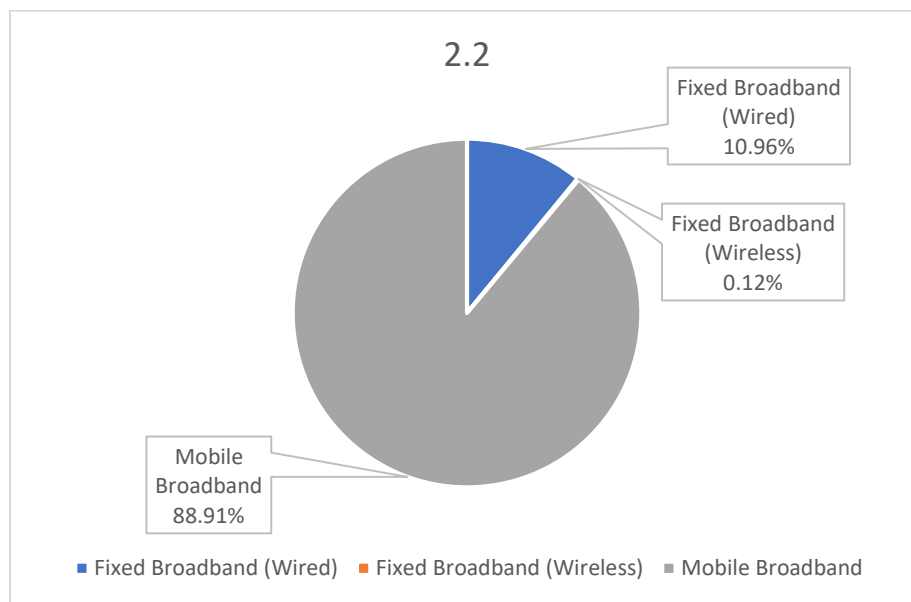
Note: Data/Internet Service through GPRS Service is excluded in Broadband subscription.

1 Connection equal to 4.37 subscribers for fixed broadband (Source: cbs.gov.np)

EVDO service phased out by Nepal Telecom from Shrawan, 2080.

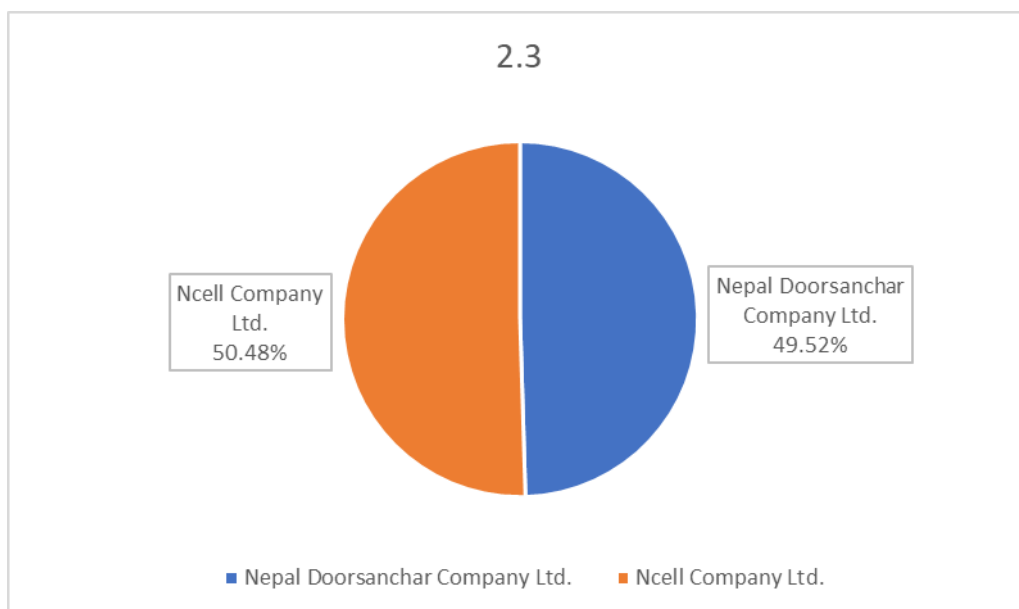
2.2 Market Proportion of Data Service (Technology-wise)

Broadband Services	Number of Subscription	Market Proportion (%)
Fixed Broadband (Wired)	2,928,406	10.96
Fixed Broadband (Wireless)	32,099	0.12
Mobile Broadband	23,746,468	88.91
Total Broadband Service	26,706,973	100.00



2.3 Market Proportion of Mobile Broadband Service (Based on Sim Subscription)

Operator	Number of Subscriptions	Market Proportion (%)
Nepal Doorsanchar Company Ltd.	11,759,610	49.52
Ncell Company Ltd.	11,986,858	50.48
Total	23,746,468	100.00



2.4 Population Penetration of Broadband Service (Based on Subscription)

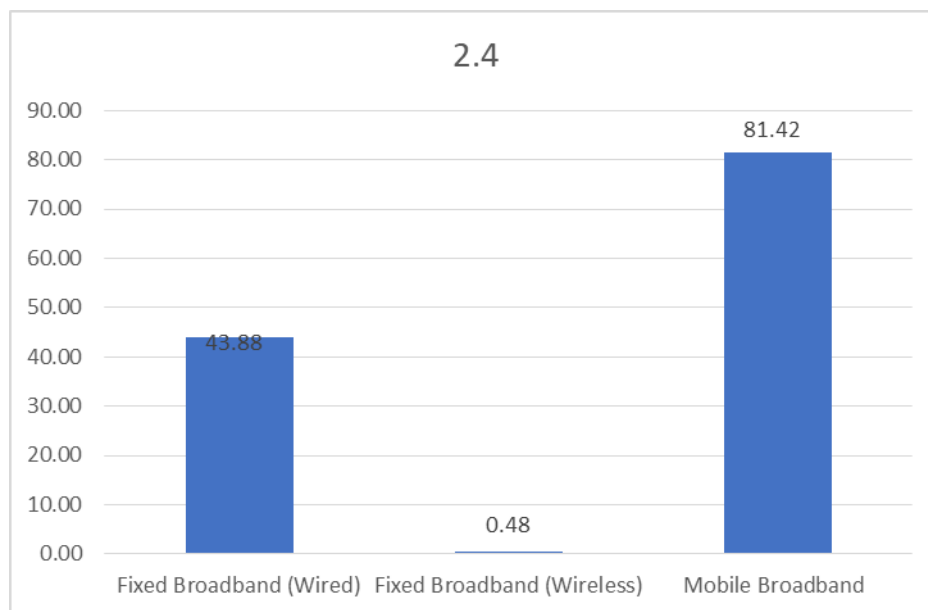
Broadband Services	Number of		Population Penetration(%)
	Subscriptions	Subscribers	
Fixed Broadband (Wired)	2,928,406	12,797,134	43.88
Fixed Broadband (Wireless)	32,099	140,273	0.48
Mobile Broadband	23,746,468	23,746,468	81.42
Total	26,706,973	36,683,875	125.78

Family Size

4.37

Population of Nepal(2078)

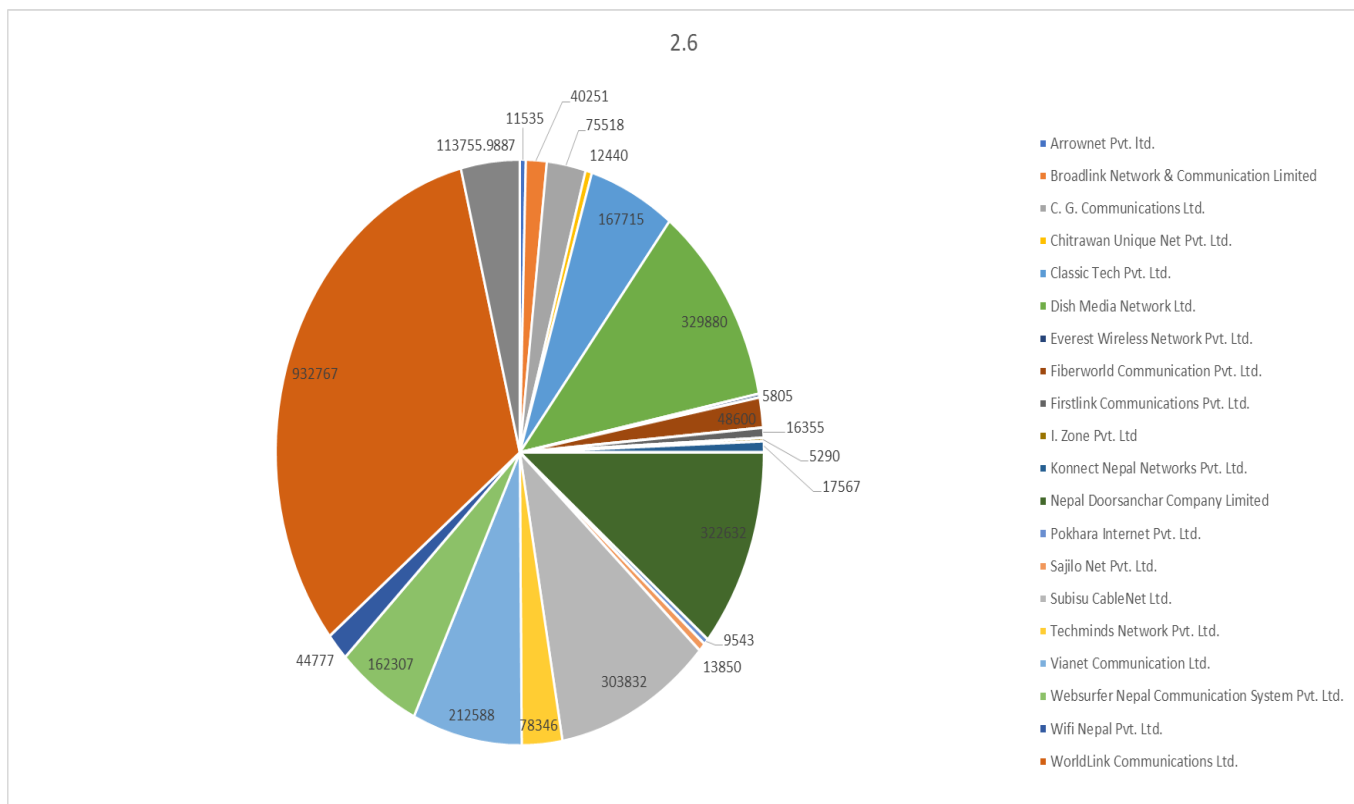
29,291,746



2.5 List of Top Twenty Internet Service Providers (Based on Number of subscriber-Fixed Broadband)

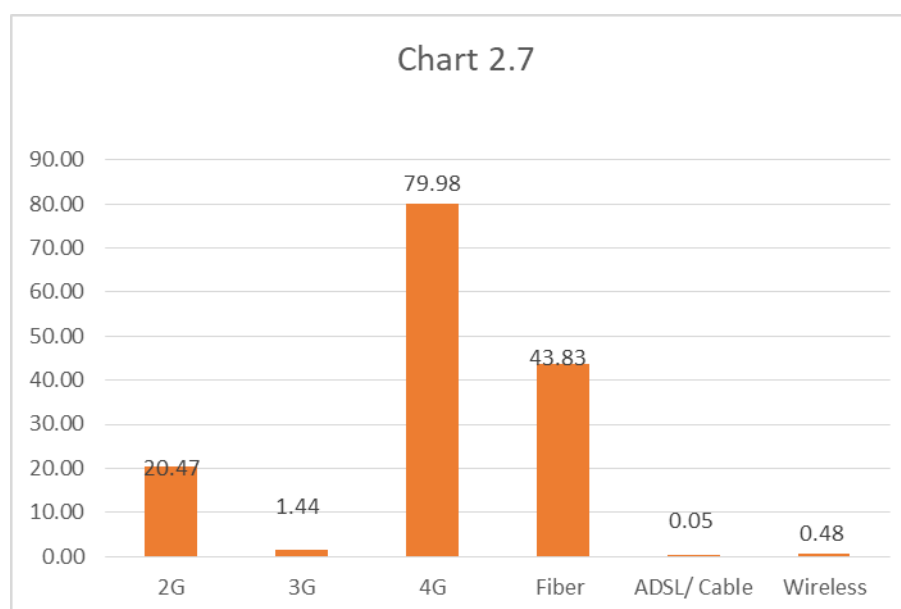
S.no	Operator	Fiber	ADSL/ Cable	Wireless	Total	Market Share (in %)	Rank
1	Arrownet Pvt. ltd.	11,535	0	78	11,613	0.39%	18
2	Broadlink Network & Communication Limited	40,251	0	95	40,346	1.36%	13
3	C. G. Communications Ltd.	75,518	0	0	75,518	2.55%	10
4	Chitrawan Unique Net Pvt. Ltd.	12,440	0	0	12,440	0.42%	17
5	Classic Tech Pvt. Ltd.	167,715	0	703	168,418	5.69%	6
6	Dish Media Network Ltd.	329,880	0	0	329,880	11.14%	3
7	Everest Wireless Network Pvt. Ltd.	5,805	0	1,567	7,372	0.25%	20
8	Fiberworld Communication Pvt. Ltd.	48,600	0	268	48,868	1.65%	11
9	Firstlink Communications Pvt. Ltd.	16,355	0	0	16,355	0.55%	15
10	I. Zone Pvt. Ltd	5,290	0	0	5,290	0.18%	21
11	Konnect Nepal Networks Pvt. Ltd.	17,567	0	0	17,567	0.59%	14
12	Nepal Doorsanchar Company Limited	322,632	3,047	27,640	353,319	11.93%	2
13	Pokhara Internet Pvt. Ltd.	9,543	0	167	9,710	0.33%	19
14	Sajilo Net Pvt. Ltd.	13,850	0	0	13,850	0.47%	16
15	Subisu CableNet Ltd.	303,832	0	0	303,832	10.26%	4
16	Techminds Network Pvt. Ltd.	78,346	0	215	78,561	2.65%	9
17	Vianet Communication Ltd.	212,588	0	0	212,588	7.18%	5
18	Websurfer Nepal Communication System Pvt. Ltd.	162,307	0	584	162,891	5.50%	7
19	Wifi Nepal Pvt. Ltd.	44,777	0	0	44,777	1.51%	12
20	WorldLink Communications Ltd.	932,767	5	433	933,205	31.52%	1
21	Other	113,755.9887	0	349	114,104.9887	3.85%	8
Total		2,925,353.989	3,052	32,099	2,960,504.989	100%	

2.6 Market proportion of Fixed Broadband service (Operator-wise)



2.7 Technology used in Broadband Service

Technology	Number of user	Population Penetration Proportion (%)
2G	5,970,807	20.47
3G	420,423	1.44
4G	23,326,045	79.98
Fiber	12,783,797	43.83
ADSL/ Cable	13,337	0.05
Wireless	140,273	0.48
Total	42,654,682	146.26
Family Size		4.37
Population of Nepal(2078)		29,164,578



Contact:

Nepal Telecommunications Authority
 Jamal, Kathmandu
 Phone No.: +977-1-5355474
 Fax No.: +977-1-5355250
 E-mail: info@nta.gov.np, ntra@nta.gov.np